AXAIR
FANS UK LIMITED
www.axair-fans.co.uk

Low Pressure Centrifugal Fans

Inch Blowers AC & EC

2016 Edition

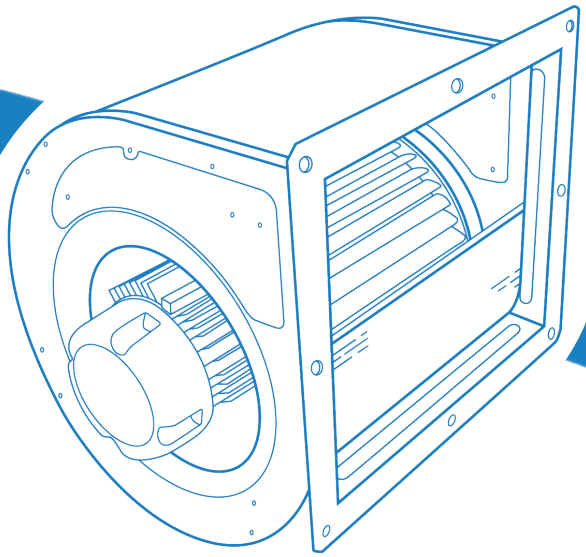

Technical Data (AC)

Model	Size	Voltage	Speed	Motor Rating	Max Current (A)		Starting Current (A)		Max Flow Rate	Sound Level	Weight	Curve
	(cm)	(V)	(rpm)	(Kw)	(230V)	(400V)	(230V)	(400V)	(m³/h)	(dB(A))	(kg)	Nr
BD-7/7-M4-0,13kW	19/19	230V	1390	0,13	1,55	-	4,65	-	1940	61	9	1
BD-7/7-M6-0,04kW	19/19	230V	885	0,04	0,60	-	1,80	-	1082	52	9	2
BD-9/7-M4-0,35kW	25/20	230V	1375	0,35	2,70	-	8,10	-	2535	60	15	3
BD-9/7-M6-0,13kW	22/20	230V	940	0,13	1,30	-	3,90	-	2045	58	15	4
BD-9/9-M4-0,35kW	25/25	230V	1350	0,35	2,70	-	8,10	-	2815	64	16	5
BD-9/9-M6-0,13kW	25/25	230V	940	0,13	1,30	-	3,90	-	2240	61	16	6
BD-10/8-M4-0,59 kW	28/21	230V	1340	0,59	4,50	-	13,50	-	3440	65	20	7
BD-10/8-M6-0,21kW	28/21	230V	945	0,21	2,10	-	6,30	-	2625	64	20	8
BD-10/10-M4-0,59kW	28/28	230V	1330	0,59	4,50	-	13,50	-	3785	66	22	9
BD-10/10-M6-0,21kW	28/28	230V	945	0,21	2,10	-	6,30	-	2855	64	22	10
BD-12/9-M6-0,76kW	33/25	230V	950	0,76	6,70	-	20,10	-	5860	67	24	11
BD-12/9-T6-1,1 kW	33/25	400V	945	1,10	6,54	19,62	3,78	11,34	6200	65	26	12
BD-12/12-M6-0,76 kW	33/33	230V	950	0,76	6,70	-	20,10	-	6275	67	27	13
BD-12/12-T6-1,1 kW	33/33	400V	945	1,10	6.54	-	3.78	-	6940	68	27	14

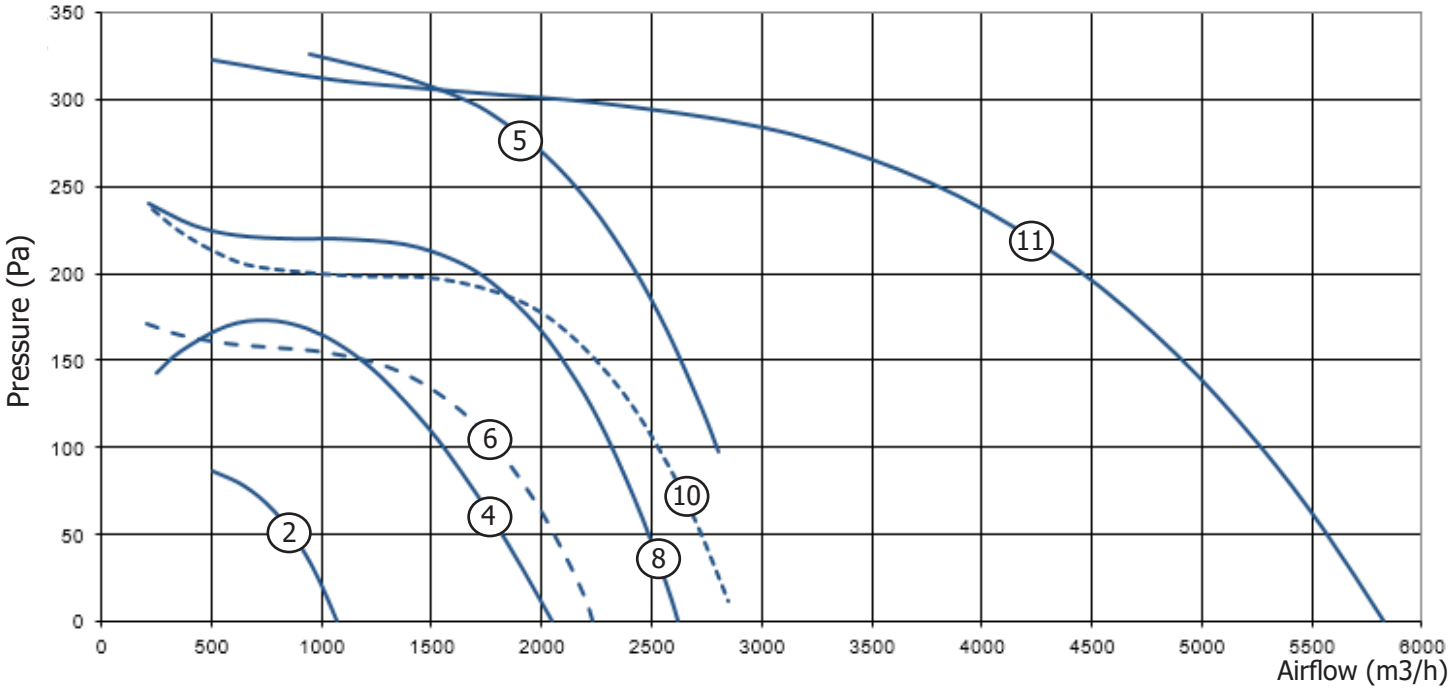

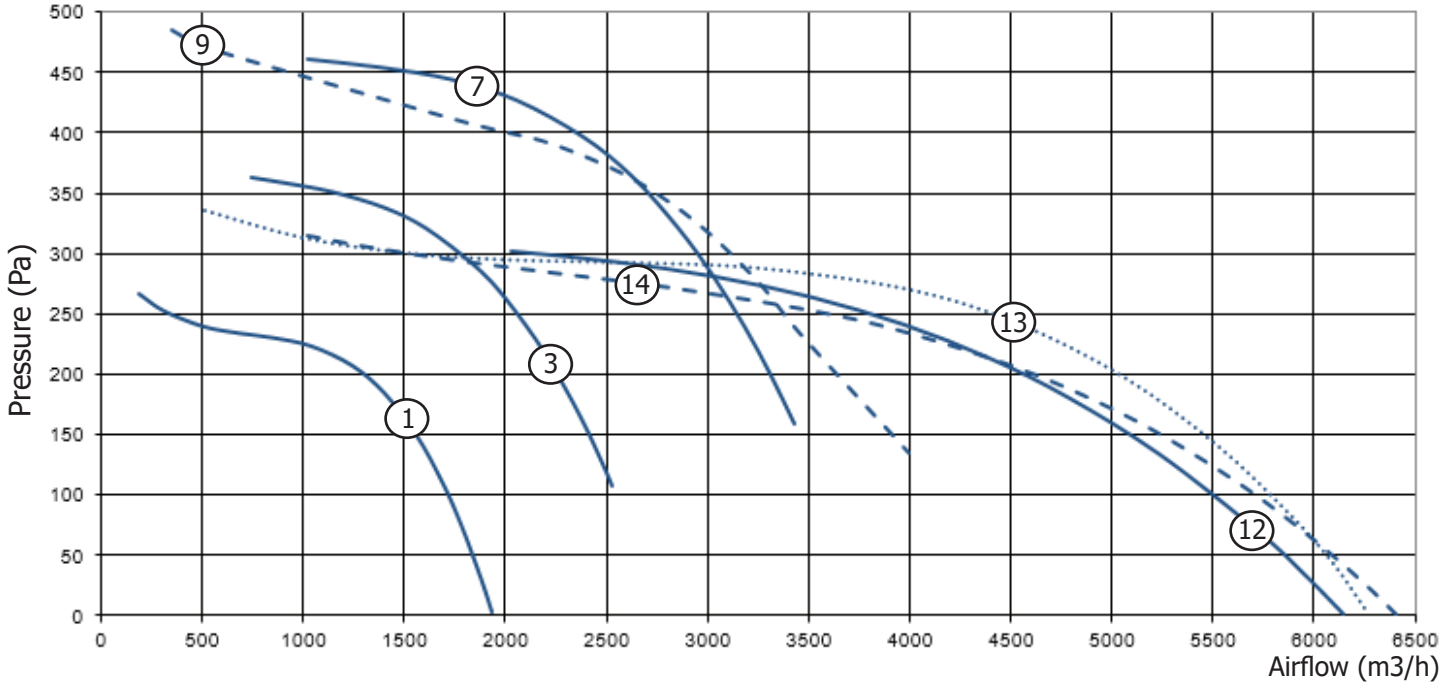

Dimensions mm (AC)

	A	B	C	D	E	F	G	H	I	J	N	X
BD 7/7 M4 0,13kW	230	302	259	245	48.5	9.5	337	150	316	153	208	158
BD 7/7 M6 0,04kW	230	277	259	245	48.5	9.5	337	150	316	153	208	158
BD 9/7 M4 0,35kW	233	287	262	245	70	19	407	191	376	184	260	202
BD 9/7 M6 0,13kW	233	284	262	245	70	19	407	191	376	184	260	202
BD 9/9 M4 0,35kW	301	354.5	330	245	70	19	407	191	376	184	260	202
BD 9/9 M6 0,13kW	301	352	330	245	70	19	407	191	376	184	260	202
BD 10/8 M4 0,59kW	265	339	294	350	70.5	20	464	214	420	198	291	220
BD 10/8 M6 0,21kW	265	333	294	350	70.5	20	464	214	420	198	291	220
BD 10/10 M4 0,59kW	329	384	359	350	70.5	20	464	214	420	198	291	220
BD 10/10 M6 0,21kW	329	384	359	350	70.5	20	464	214	420	198	291	220
BD 12/9 M6 0,76kW	310	380	339	350	77	17	536	244	490	230	343.5	260
BD 12/9 T6 1,1kW	310	380	339	350	77	17	536	244	490	230	434.5	260
BD 12/12 M6 0,76kW **BD 12/12 T6 1,1kW**	396	437	425	350	77	17	536	244	490	230	343.5	260

Dimensions BD

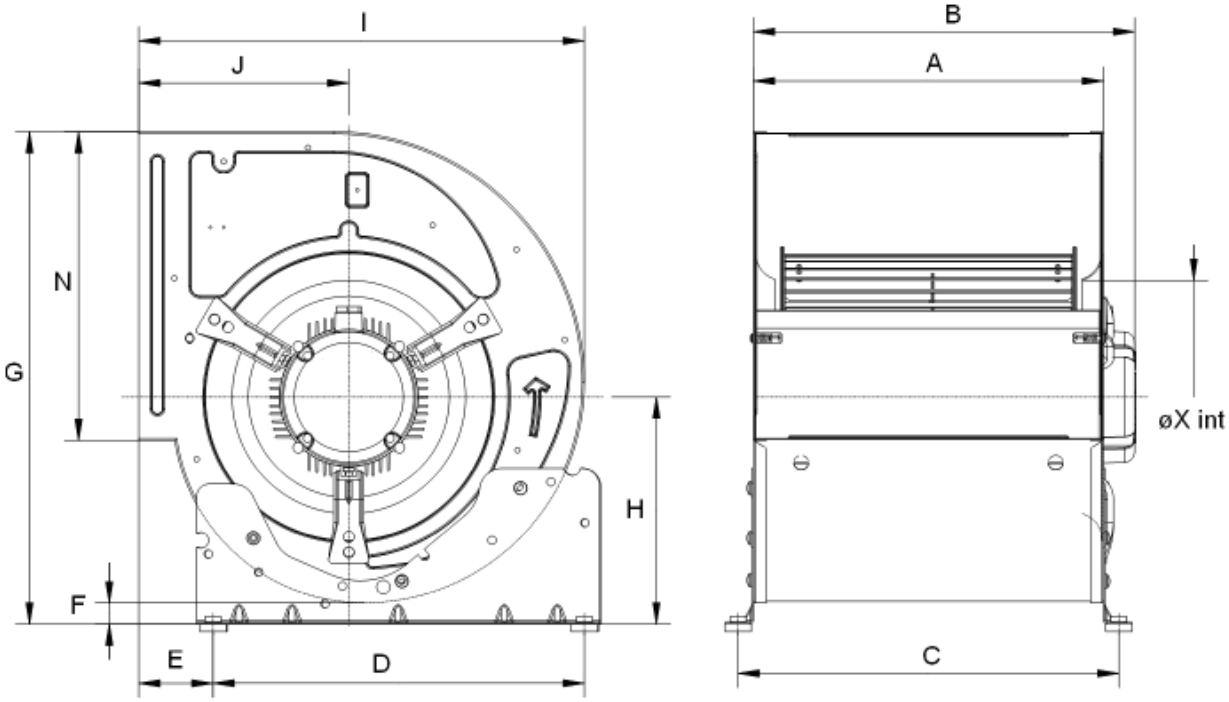

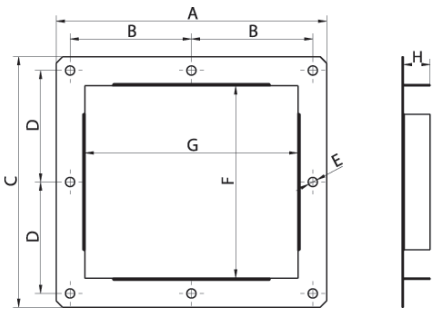

	A	B	C	D	F	G	H	E
Flange 7/7	293	131.5	272	121	208.5	230.5	30.4	10
Flange 9/7	296	133	321	145.5	260.5	235.5	30.4	10
Flange 9/9	360	165	321	145.5	258.5	299.5	30.4	10
Flange 10/8	324	147	351	160.5	290	263	30.9	10
Flange 10/10	389	179.5	351	160.5	290	328	30.9	10
Flange 12/9	370	170	401	185.5	341	310	30.9	10
Flange 12/12	455	212.5	400	185	339	394	30.9	10

Technical Data (EC)

Model	Size (cm)	Voltage (Volts)	Speed (rpm)	Motor Rating (Kw)	Max Current (230V) (A)	Starting Current (230V) (A)	Max Flow Rate (m3/hr)	Sound Level (dB(A))	Curve (No')
BD 7/7 M4 EEC80	19/19	230	1400	0.31	2.93	2.93	2051	60	1
BD 7/7 M6 EEC80	19/19	230	900	0.09	0.91	0.91	1305	52	2
BD 9/7 M4 EEC80	25/20	230	1400	0.65	0.54	0.54	2996	60	3
BD 9/7 M6 EEC80	25/20	230	900	0.24	2.32	2.32	2180	57	4
BD 9/9 M4 EEC80	25/25	230	1400	0.65	5.5	5.5	3375	64	5
BD 9/9 M6 EEC80	25/25	230	900	0.27	2.6	2.6	2540	60	6
BD 10/8 M4 EEC80	28/21	230	1400	0.65	5.5	5.5	3456	65	7
BD 10/8 M6 EEC80	28/21	230	900	0.5	4.3	4.3	3180	64	8
BD 10/10 M4 EEC80	28/28	230	1400	0.65	5.5	5.5	3862	66	9
BD 10/10 M6 EEC80	28/28	230	900	0.5	4.4	4.4	3525	64	10
BD 12/9 M6 EEC130	33/25	230	900	1.04	7.58	7.58	6020	67	11
BD 12/12 M6 EEC130	33/33	230	900	1.17	8.48	8.48	7235	67	12

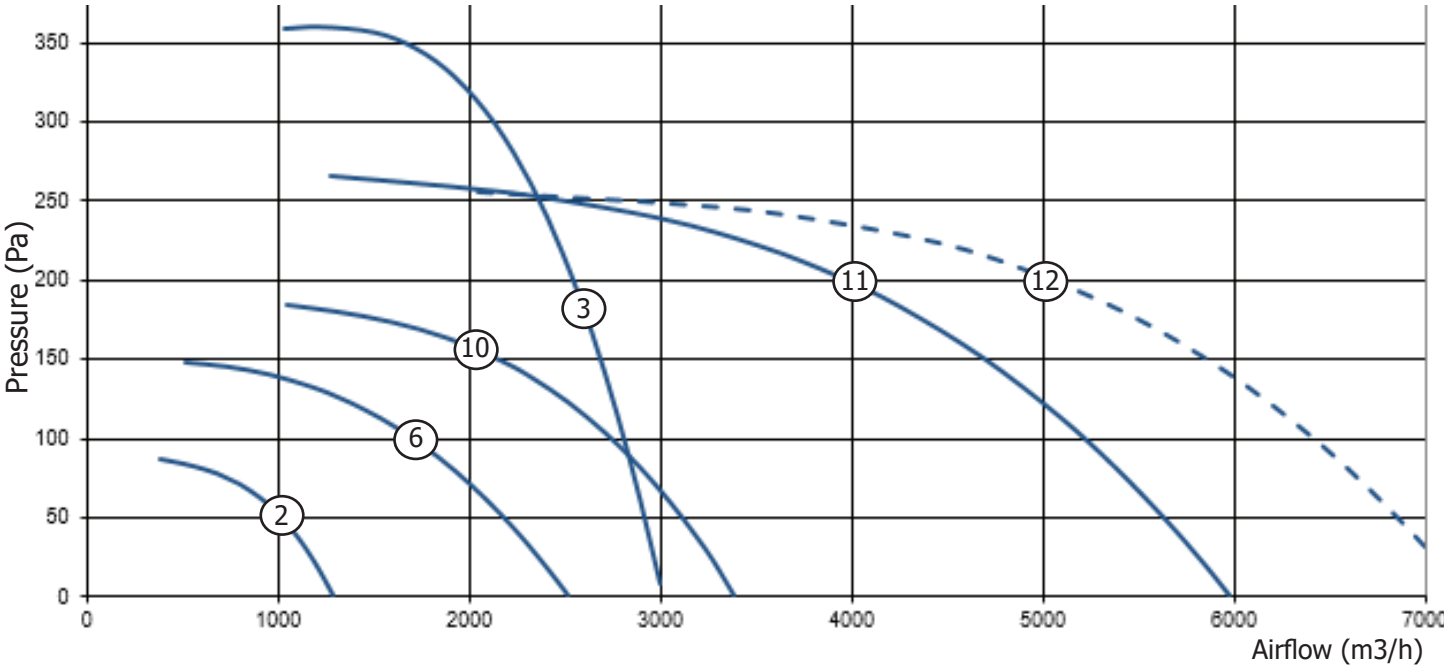

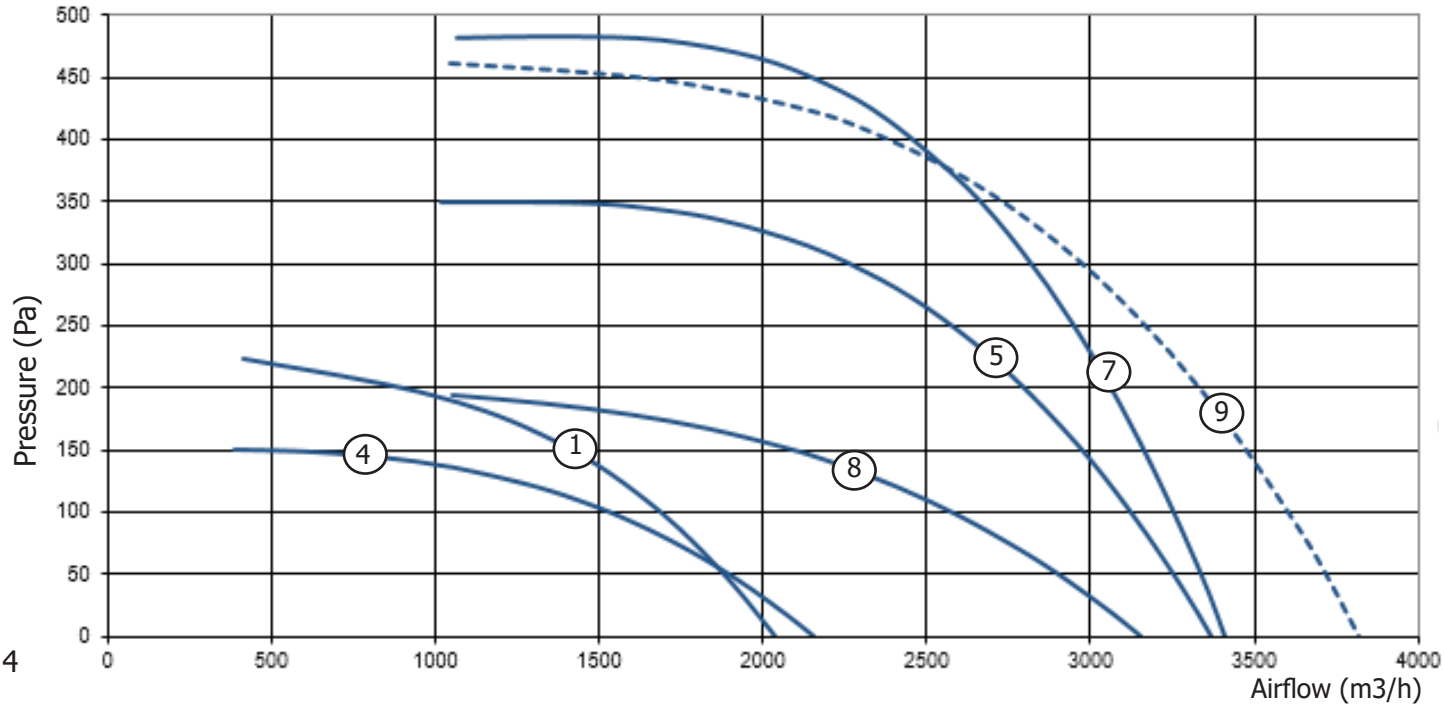

Dimensions mm (EC)

	A	B	C	D	E	F	G	H	I	J	N	X
BD 7/7 M4 EEC80	230	289.5	259	245	48.5	9.5	337	150	313	153	208	158
BD 7/7 M6 EEC80	230	289.5	259	245	48.5	9.5	337	150	313	153	208	158
BD 9/7 M4 EEC80	233	328	262	245	70	19	407	191	376	184	260	202
BD 9/7 M6 EEC80	233	328	262	245	70	19	407	191	376	184	260	202
BD 9/9 M4 EEC80	301	328	330	245	70	19	407	191	376	184	260	202
BD 9/9 M6 EEC80	301	328	330	245	70	19	407	191	376	184	260	202
BD 10/8 M4 EEC80	265	303	294	350	70.5	20	464	214	420	198	291	220
BD 10/8 M6 EEC80	265	303	294	350	70.5	20	464	214	420	198	291	220
BD 10/10 M4 EEC80	329	343	359	350	70.5	20	464	214	420	198	291	220
BD 10/10 M6 EEC80	329	343	359	350	70.5	20	464	214	420	198	291	220
BD 12/9 M6 EEC130	310	360	339	350	77	17	536	244	490	230	343.5	260
BD 12/12 M6 EEC130	310	416	425	350	77	17	536	244	490	230	434.5	260

Dimensions (mm)

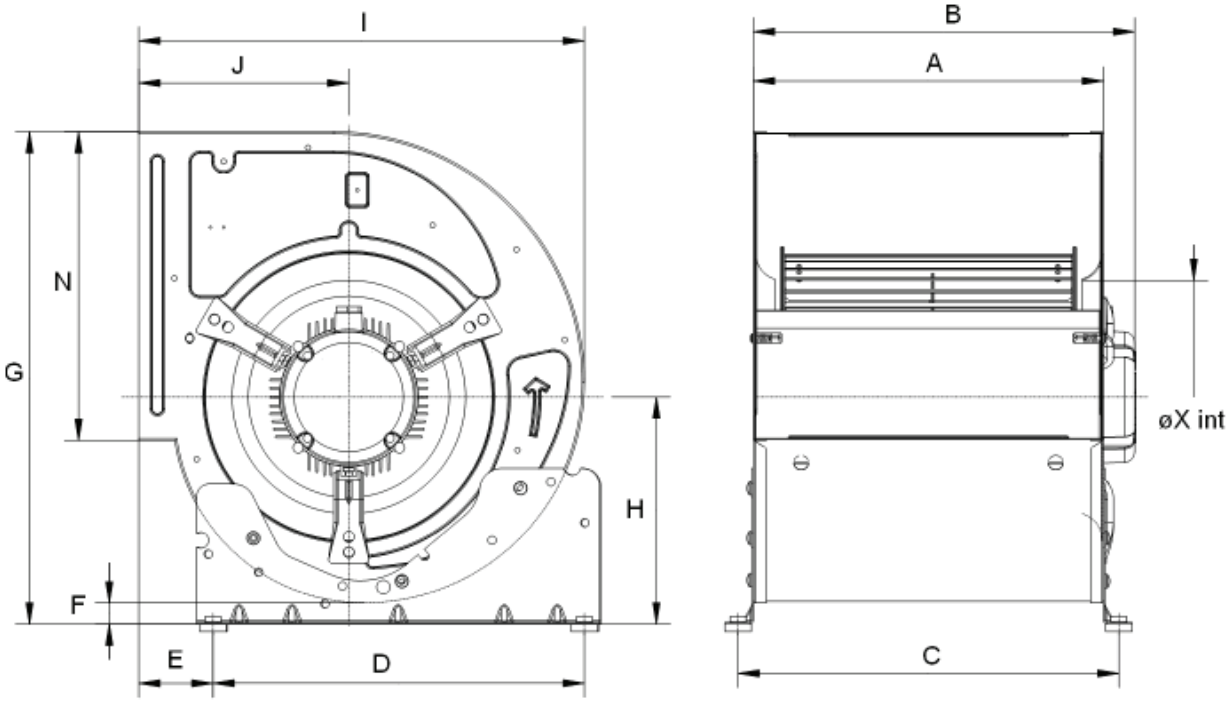

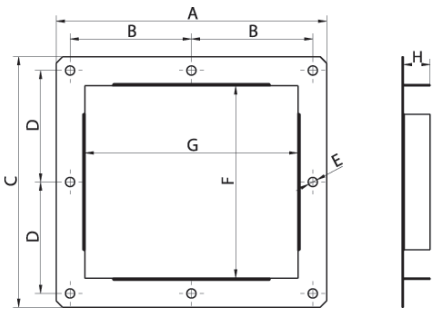

	A	B	C	D	F	G	H	E
Flange 7/7	293	131.5	272	121	208.5	230.5	30.4	10
Flange 9/7	296	133	321	145.5	260.5	235.5	30.4	10
Flange 9/9	360	165	321	145.5	258.5	299.5	30.4	10
Flange 10/8	324	147	351	160.5	290	263	30.9	10
Flange 10/10	389	179.5	351	160.5	290	328	30.9	10
Flange 12/9	370	170	401	185.5	341	310	30.9	10
Flange 12/12	455	212.5	400	185	339	394	30.9	10

BD 15/15 T6 2.2kW (Cubic range)

Technical Data (AC)

Model	Size (cm)	Voltage (v)	Speed (rpm)	Motor Rating (kW)	Max Current (A)		Starting Current (A)		Max Flow Rate (m3/hr)	Sound Level (dB(A))	Weight (kg)
					230V	400V	230V	400V			
BD.15/15.T6.2.2Kw	39/39	400 (3ph)	900	2.20	10.92	6.31	32.76	18.93	10,700	78	57

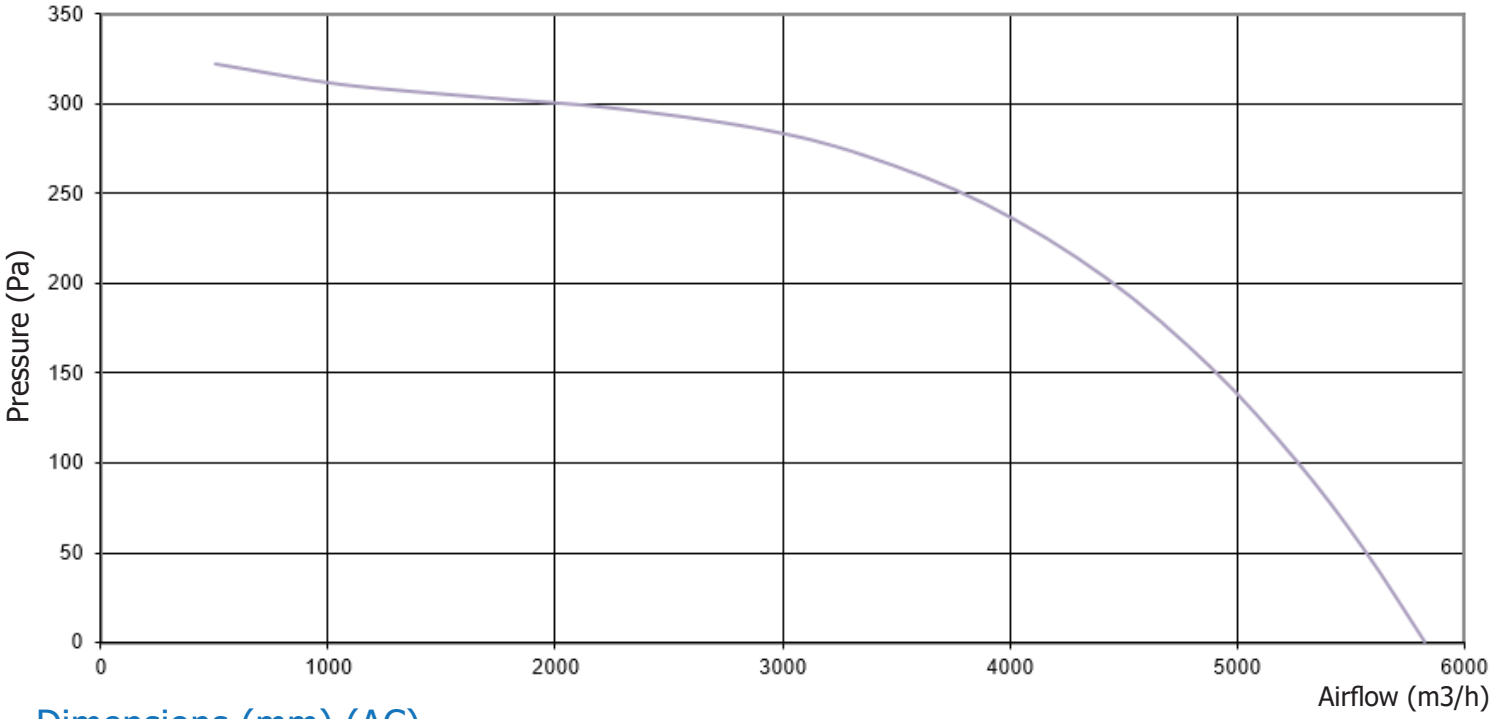

Dimensions (mm) (AC)

A	B	C	D	E	F	G	H	I	J	N	X
473	560	210	210	210	210	630	505	585	553	405	315

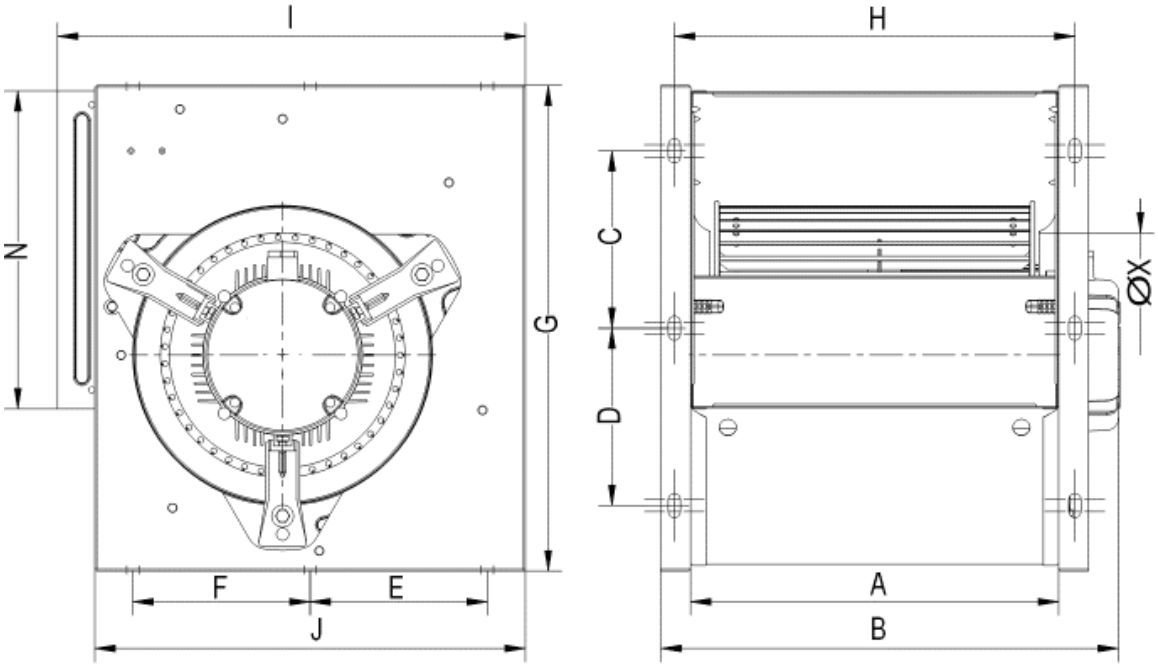

Handings

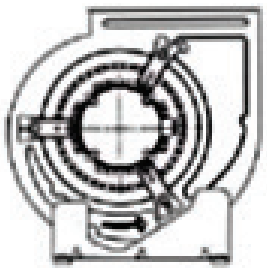

LG 0

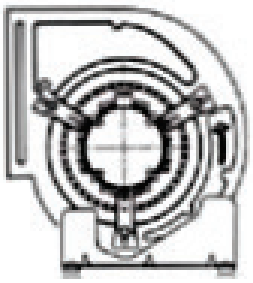

LG 90

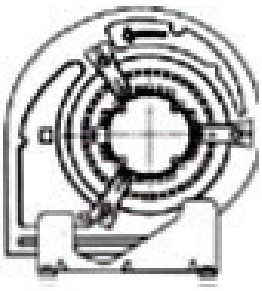

LG 180

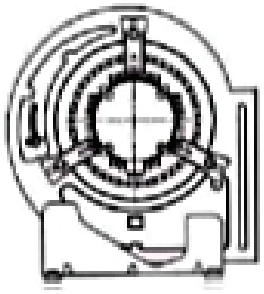

LG 270

STANDARD FEATURES	BD RANGE (AC)	BD RANGE (EC)
High quality double inlet centrifugal fans Galvanised Steel Scroll Polyamide - Fibreglass Impellers (relates to 7/7, 9/9, 10/10 & 12/12) or Galvanised Steel Impellers (relates to 9/7, 10/8, 12/9 & 15/15) Innovative motor fixing through flexible arms and AV mounts to avoid vibrations Discharge flanges available to order Supplied with mounting feet (loose)	Motor porotected to IP55 standard, Class F Connector box protected to IP65 Standard Voltage 230Volts 50Hz single phase or 230/400V 50Hz Three phase 60Hz operation on request Single phase fans are speed controllable by voltage variation Three phase fans are speed controllable by frequency variation Cubic range (BD15/15) fitted wurg reinforced side plates Maximum operating temperature +50 C	Motor protected to IP54 standard, Class H Brushless motor with high efficiency permanent magnets Electronic commutation integrated at the back of the motor Operating range 300 to 1800rpm Input voltage 230 Volts single phase +/- 10% Operating frequency 50/60Hz Control through 22kOhms potentiometer or 0-10V external sensor

Accessories



Inlet Guards

Outlet Flanges



Discharge Guards
Incompatablie with outlet flange

Speed Controllers

Axair Fans UK Limited Tel: 01782 349 430 Email: sales@axair-fans.co.uk Visit: www.axair-fans.co.uk

Lowfield Drive
Centre 500
Wolstanton
Newcastle-Under-Lyme
ST5 0UU

Tel: 01782 349430
Fax: 01782 349439
Email: sales@axair-fans.co.uk

/Axair-Fans-UK-Limited @AxairFans Axair Fans UK Limited